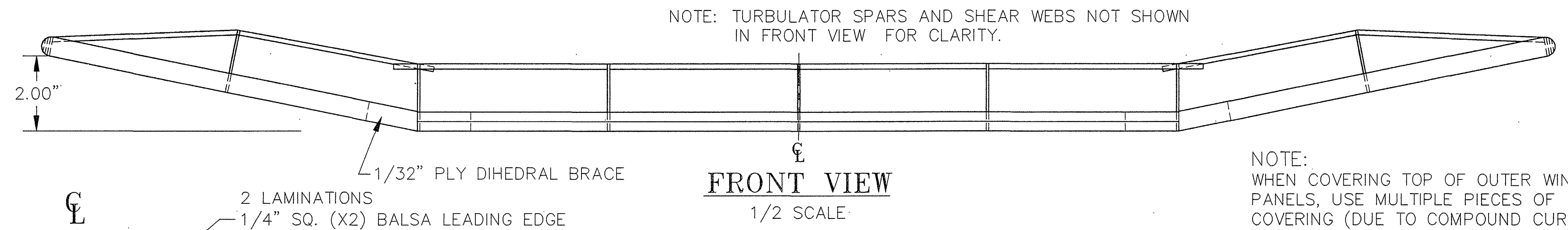
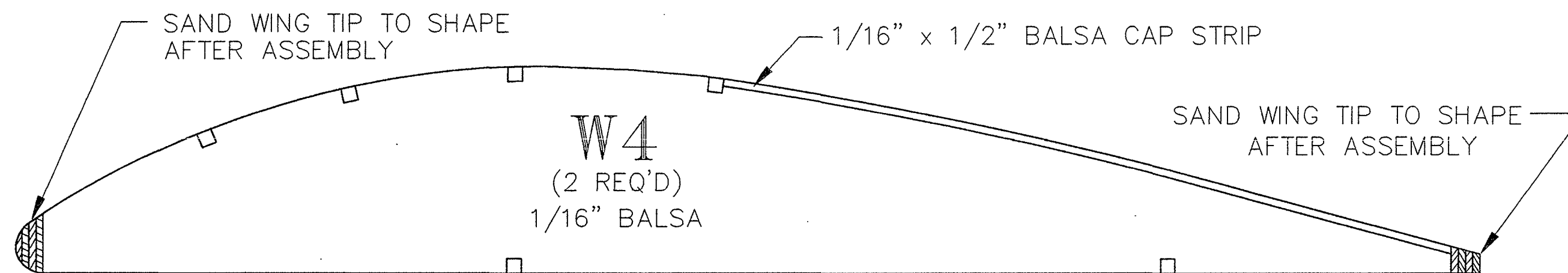
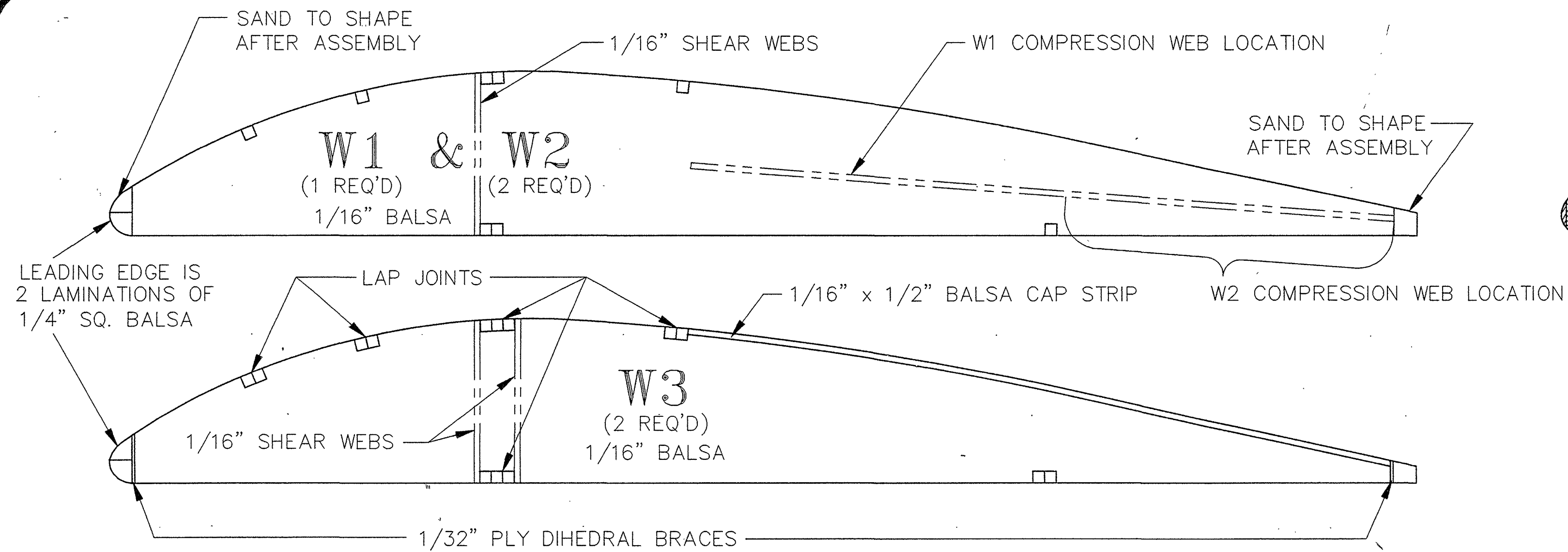
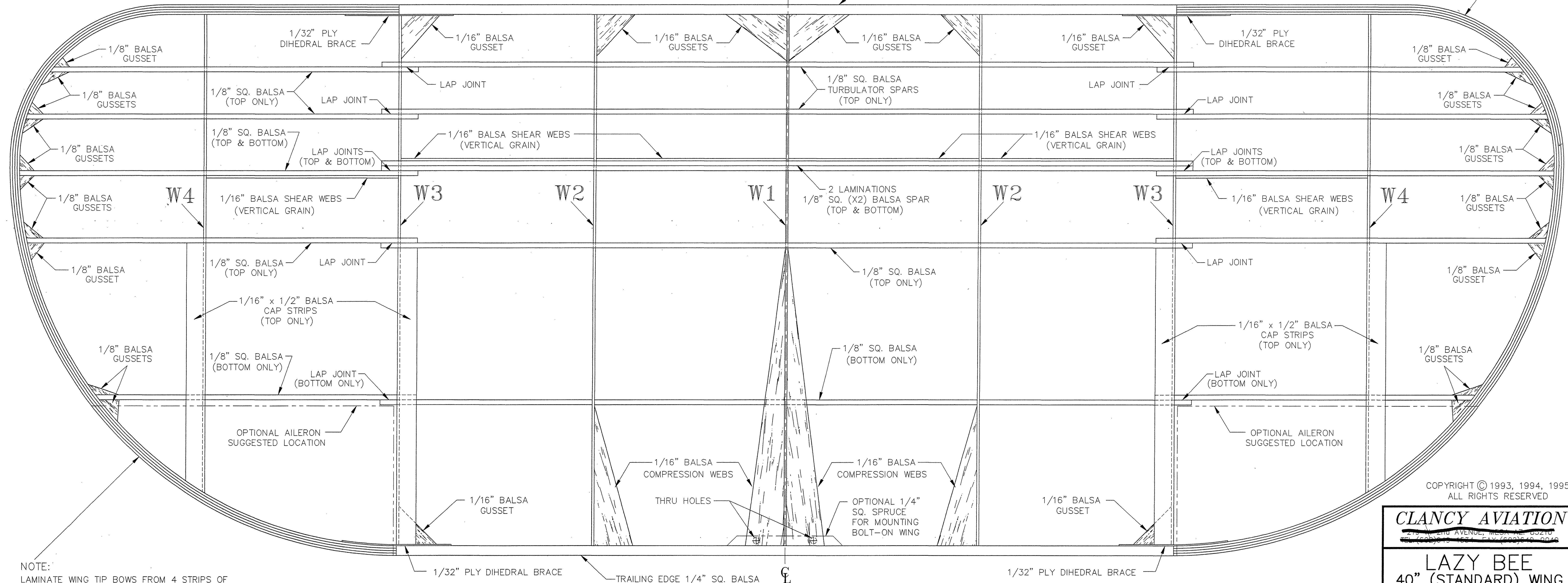


# NOTE!

DUE TO CHANGES IN TEMPERATURE AND HUMIDITY, THE PAPER PLANS MAY EXPAND OR CONTRACT SLIGHTLY. THEREFORE, THE PARTS MAY NOT EXACTLY MATCH THE PLANS. THIS WILL NOT AFFECT AIRCRAFT PERFORMANCE. ASSUME THE DIE-CUT PARTS ARE CORRECT AND ADJUST YOUR ASSEMBLY AS REQUIRED.



NOTE: WHEN COVERING TOP OF OUTER WING PANELS, USE MULTIPLE PIECES OF COVERING (DUE TO COMPOUND CURVES).



NOTE:  
LAMINATE WING TIP BOWS FROM 4 STRIPS OF 1/16" x 1/2" Balsa. SAND TO SHAPE AFTER ASSEMBLY. SEE "TO BUILD A BEE" INSTRUCTION BOOK FOR DETAILS.  
PRE-LAMINATED WING TIPS ARE NOW AVAILABLE FROM CLANCY AVIATION.

COPYRIGHT © 1993, 1994, 1995  
ALL RIGHTS RESERVED

**CLANCY AVIATION**

215 W. 2ND AVENUE, MESA, AZ 85210  
TEL: (602) 941-1634 FAX: (602) 941-9046

**LAZY BEE**  
**40" (STANDARD) WING**

DESIGNED BY: ANDY CLANCY

CAD DRAWING (REV.A) BY: WILLIAM NICHOLS

CAD DRAWING (REV.B) BY: CRAIG HAVILAND

SCALE: FULL REV: B SHT: 2S OF 3